


Sounds

All words are made up of sounds

In English there are 44



<https://youtu.be/TkXcabDUg7Q?si=0L9kSqp05PwUHXri>



Consonants: stretchy

f	l	m	n	r	s	v	z	sh	th	ng
										nk

Consonants: bouncy

b	c	d	g	h	j	p	q	t	w	x	y	ch
							u					

Vowels: bouncy

Vowels: stretchy

a	e	i	o	u	ay	ee	igh	ow
oo	oo	ar	or	air	ir	ou	oy	

Set 1

Set 2

Set 3

f	l	m	n	r	s	v	z	sh	th	ng nk
ff ph	ll le	mm mb	nn kn	rr wr	ss se c ce	ve	zz s	ti ci		

b	c k	d	g	h	j	p	qu	t	w	x	y	ch
bb	ck ch	dd	gg		g ge dge	pp		tt	wh			tch

a	e	i	o	u	ay	ee	igh	ow
	ea				a_e ai	y ea e	i_e ie i	o_e oa o

oo	oo	ar	or	air	ir	ou	oy	ire	ear	ure
u_e ue ew			oor ore aw au	are	ur er	ow	oi			



spelling and reading would be
much easier!!

play mayk trayn cafay strayt wayt brayk

green dreem kee hee happee

light kight fligh lgh igh tigh

blow smowk flowt gow mowst

moon broot bloo groo

Fred...



- Fred helps children learn to read

Fred can *only* talk in sounds...

(Fred can only say *c_a_t*, he can't say **cat**)

We call this *Fred Talk*

Fred...



- If children understand Fred they can *blend* orally

Blending is needed for

Fred...



- Fred helps children learn to spell as well!

Children convert words into sounds

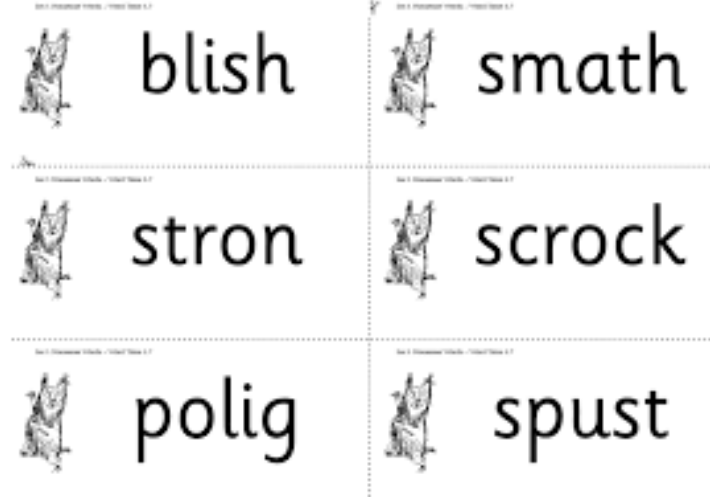
They press the sounds the ^m ^a ^t on to their fingers...



We call this *Fred Fingers*

Nonsense words


- These words are made up
- They ensure that all children understand the sounds and don't just memorise words
- We assess children on real words and nonsense words to ensure that they have a full understanding



Assessment

- We assess children reading every day informally through hearing them read with their partner.
- As RWI leader I assess each child to be able to group them.
- The children also have a phonics screening check in Year one

Phonics Screening check



- This takes place once a year for Year one children in June
- The children are tested on their set 1, 2 and 3 sounds with real words and nonsense
- The pass mark is high – 32 out of 40
- If your child scores less than 32 they will re take the check in the June of Year 2.

Storybooks and Get Writing Books



So how can you help your child?

- By knowing the 44 sound

Simple Speed Sounds

Consonant sounds - strictly												
f	l	m	n	r	s	v	z	sh	th	ng	nk	
Consonant sounds - strictly												
b	c	d	g	h	j	p	qu	t	w	x	y	ch
k												
Vowel sounds - strictly						Vowel sounds - strictly						
a	e	i	o	u	ay	ee	igh	ow				
Vowel sounds - strictly												
oo	oo	ar	or	air	ir	ou	oy					

- By knowing how to blend using Fred Talk for reading

m_a_t



And... By having fun with Fred Talk at home!

“What a tidy r-oo-m!”

“Where’s your c-oa-t?”

“Time for b-e-d!”

back, head, tum, leg, hand, foot, knee

coat, hat, scarf, zip, sock, glove

run, walk, skip, hop, fast, slow, stop,

shop

red, blue, green, black,

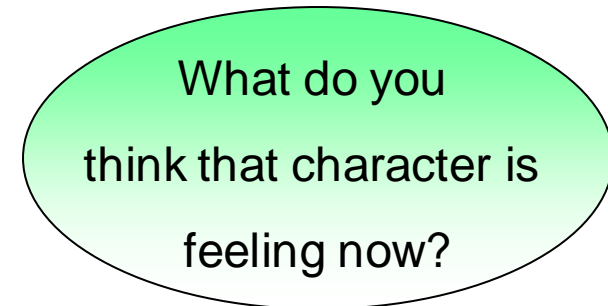
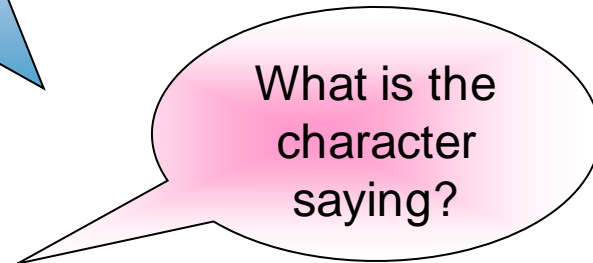
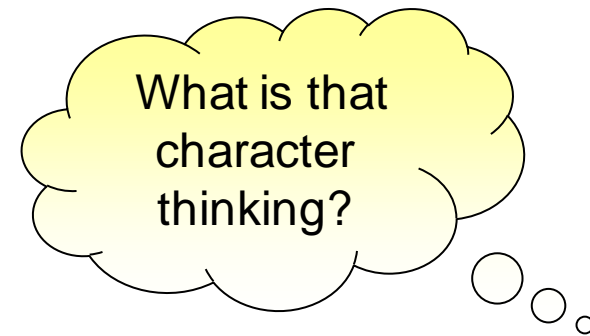
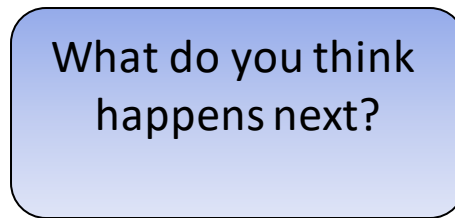
knife, fork, spoon, plate, bowl, pan

bread, cheese, meat, soup, jam, cake

And...

By **reading** to your child lots of lovely stories and asking lots of questions!

Use these prompts to help you:



And...

By **talking** to your child as much as possible and ‘feeding’ them new and different words:

“Let’s **eat** our lunch now.”

“Let’s **munch** our lunch now.”

“Let’s **scoff** our lunch now.”

“Let’s **devour** our lunch now!”

You’re looking ...not just...but...

I’m not just... I’m....!

And...

- By enriching conversations through description:

“Look at that rain. It looks like little diamonds sparkling on the window pane!”

- By having fun with words and language.

“I’m as hot as a spud in a cooking pot!”

- By praising your child for using new words or interesting images

And...



- By having a look at the parents' pages on the web for tips and resources for supporting your child at home:

www.ruthmiskinliteracy.com

Type into google **Ruth Miskin Phoneme pronunciation guide** to watch a clip about how to pronounce the sounds or follow the link below:

<https://global.oup.com/education/content/primary/teaching-support/pages/rwi/?region=uk#>

Thank you...



Happy reading!

